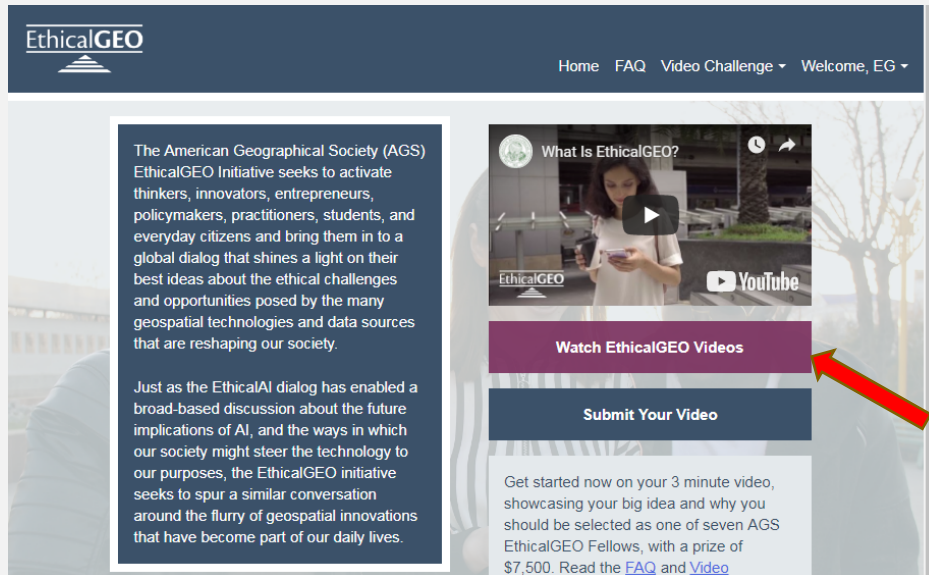
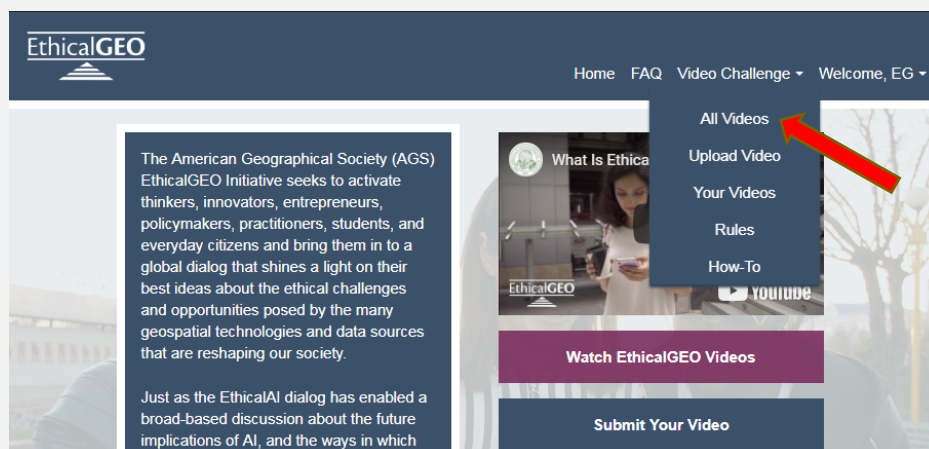


# How To Rate and Comment On EthicalGEO Videos

1. To watch all videos, select “Watch EthicalGEO Videos” on the home page.

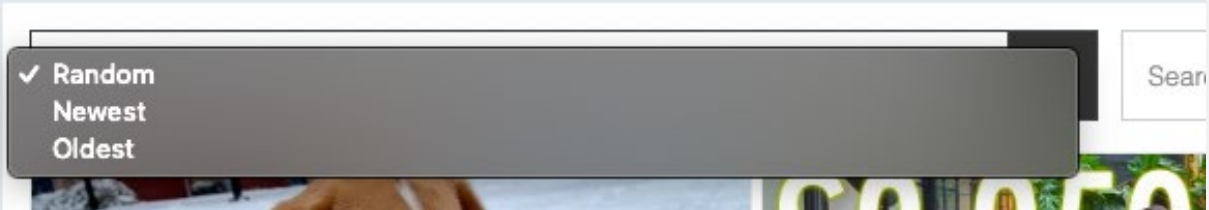


2. Or, navigate to the “Video Challenge” dropdown and select “All Videos.” **You do not have to submit a video or register with EthicalGEO in order to rate and comment on videos.**

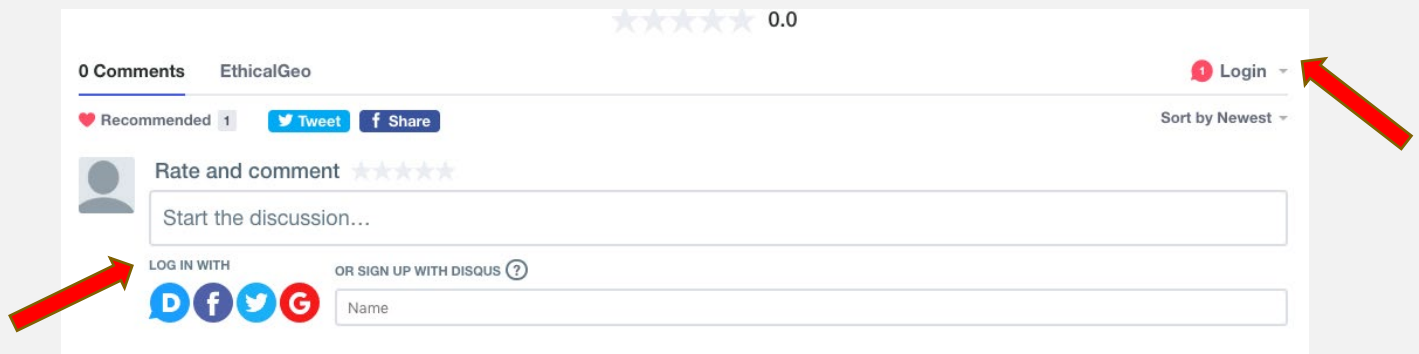


3. Select a video by clicking on the video thumbnail. You may use the dropdown menu to sort video submissions by “Random,” “Newest,” or “Oldest.”

# EthicalGeo 2019



4. In order to rate and comment, you must log in with a Facebook, Twitter, Google, or Disqus account. Click on either “Login” button, as shown below. **(Note: This is a separate log-in from your EthicalGEO account.)**



5. Once you have logged in, you can share your thoughts by rating the video and leaving a comment. **Note: you cannot rate a video without commenting on the video.** Comments will not be visible until approved by an administrator within 2 business days.